



1.) A little milk, please.

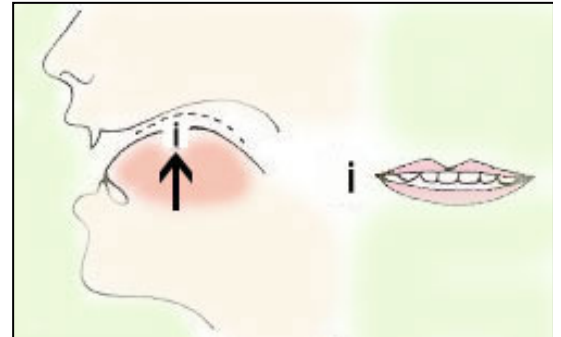
/i/ and /ɪ/

Sound 1:

/i/ is the sound in **see**, **tea**, and **piece**.

To make the /i/ sound:

- Move your tongue up, and leave only a small space
- Open your mouth a little, and keep it a little wide

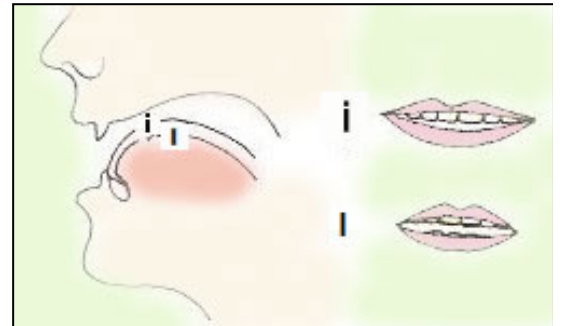


Sound 2:

/ɪ/ is the sound in **big**, **system**, **been**, and **building**.

To make the /ɪ/ sound:


- Push your tongue up and forward a bit, but not as much as for /i/
- Open your mouth somewhat, more than for /i/



1. LISTEN AND PRACTICE:

Listen and repeat as your teacher reads all of the /i/ words, and then all of the /ɪ/ words. Then, read each pair of words aloud.

green	grin
bead	bid
meal	mill
feet	fit
cheek	chick
each	itch



1.) A little milk, please.

/i/ and /ɪ/

2. QUIZ:


Listen to these sentences. If you hear the first word /i/ in the sentence, type 1 in the chat window. If you hear the second word /ɪ/, type 2 in the chat window. After your teacher checks your answers, choose 3 sentences and read them aloud.

- 1) I want to (leave / live) with my sister.
- 2) We got the new (beads / bids).
- 3) We'll see these cute (cheeks / chicks).
- 4) Did you try the (peach / pitch)?
- 5) He (beat / bit) the dip.

3. ACTIVITY A:

Find all the words with the /ɪ/ sound and type them in the chat window. Read each one and listen as your teacher checks your pronunciation. Then, listen and repeat as your teacher reads all the /i/ words.

big	please	repeat
six	tea	three
dinner	give	in
seen	listen	meet
office	people	pizza



1.) A little milk, please.

/i/ and /ɪ/

ACTIVITY B:

Match the phrases to make sentences, then read them to your teacher.

- | | |
|---------------------------|-----------------------------|
| 1) Let's have beef | a) a cigarette. |
| 2) Give me a cup of green | b) a little milk every day. |
| 3) Each kid drinks | c) six o'clock. |
| 4) I see three | d) for dinner. |
| 5) He lit | e) chicks. |
| 6) We'll meet at | f) tea, please. |

4. SPELLING GUIDE:

<p>Sound 1: /i/ Common letters: ee: sleep, need, seed ea: read, meat, eat e: be, these</p> <p>Other letters: i: machine, police ie: field, piece ei: receive ey: key</p> <p>Special: eo: people</p>	<p>Sound 2: /ɪ/ Common letters: i: if, lift, his e: places, wishes, washes e: women, English, decide</p> <p>Special: o: women u: busy a: village ee: been</p>
--	---