

11.) A hungry man

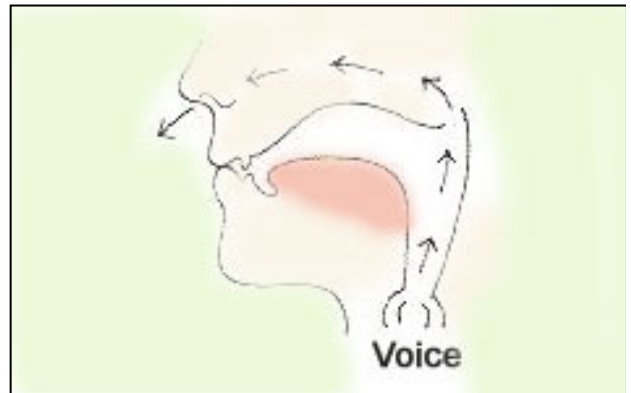
/m/, /n/ and /ŋ/

Sound 1:

/m/ is the sound in **me**, **summer**, and **comb**.

To make the /m/ sound:

- Keep your lips together.
- Use your voice to make a sound.
- Let the sound go through your nose as you breathe.

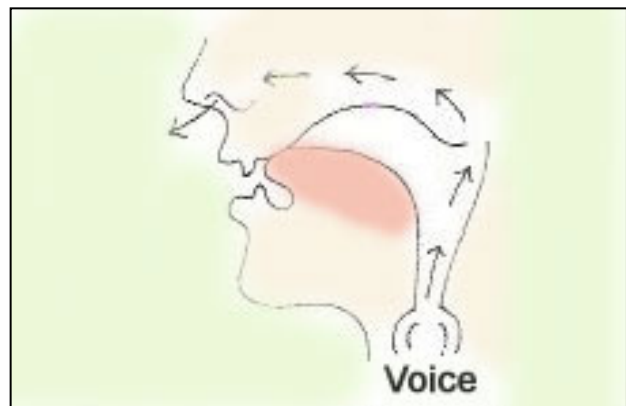


Sound 2:

/n/ is the sound in **now**, **sunny**, and **new**.

To make the /n/ sound:

- Push your tongue to the top of your mouth
- Make sure the sides of your tongue are touching your side teeth
- Use your voice to make a sound and let the sound go through your nose as you breathe

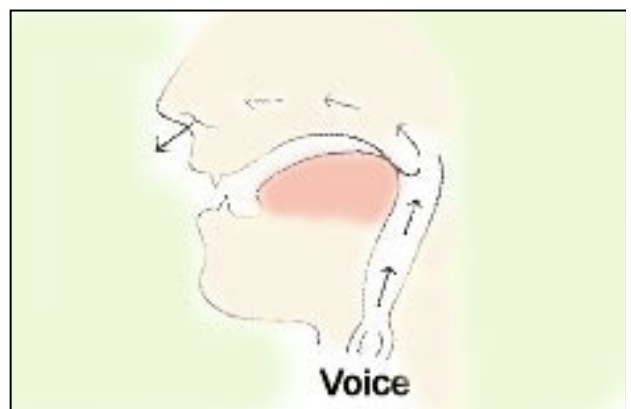



Sound 3:

/ŋ/ is the sound in **thing**, **think**, and **single**.

To make the /ŋ/ sound:

- First, practice the /g/ sound.
- Push the back of your tongue up against the roof of your mouth as if you were making the /g/ sound.
- Keep your tongue in that position while you use your voice to make a sound.
- Let the sound go through your nose as you breathe.





11.) A hungry man

/m/, /n/ and /ŋ/

1. LISTEN AND PRACTICE:


Listen and repeat as your teacher reads all of the /m/ words, all of the /n/ and then all of the /ŋ/ words. Then, read each group of words aloud.

Sound 1	Sound 2	Sound 3
some	sun	sung
dumb	done	dung
thimble	thin	thing
them	then	dengue
ram	ran	rang
ROM	Ron	wrong

2. QUIZ:

Listen to these sentences. If you hear the first word in the sentence, type 1 in the chat window. If you hear the second word, type 2 in the chat window. After your teacher checks your answers, choose 3 sentences and read them aloud.

- 1.) My friend likes (Robin Banks / robbing banks).
- 2.) They told me it was a (dumb / done) thing.
- 3.) Tom (ran / rang) yesterday.
- 4.) The (son warned / sun warmed) the people on the beach.
- 5.) He wouldn't stop (sinning / singing).



11.) A hungry man

/m/, /n/ and /ŋ/

3. ACTIVITY A:

The letter n is pronounced /ŋ/ if there is a /k/ or /g/ after it. ng is sometimes /ŋ/ and sometimes /ŋg/. nk is always pronounced /ŋk/.

Listen and Practice:

/ŋ/ morning wrong wing singer ring

/ŋk/ thanks chunk sink monkey

/ŋg/ hungry finger jungle mingle

Listen and repeat these phrases:

- 1) the singer and the monkey in the jungle
- 2) a hungry man, not an angry man
- 3) thinking about the rings on her fingers

ACTIVITY B:

Look at the following pronunciation symbols and guess which words they represent. Type the word in the chat window and read it to your teacher.

1) /streŋθ/	6) /'sʌmwʌŋ/
2) /koum/	7) /mun/
3) /wind/	8) /pɪŋk/
4) /sɪŋər/	9) /dʒʌmp/
5) /noʊ/	10) /'lɒŋgər/



11.) A hungry man

/m/, /n/ and /ŋ/

4. SPELLING GUIDE:

<p>Sound 1: /m/</p> <p>Common letters: m: man, whim, lump, damage mm: dummy, hummingbird</p> <p>Special: mb: dumb*, thumb*</p> <p>* The letter <i>b</i> is silent in these words.</p>	<p>Sound 2: /n/</p> <p>Common letters: n: need, can, spinach, Finland nn: cannot, spinning, thinner, sunny</p> <p>Special: kn: knew*, knife*</p> <p>* The letter <i>k</i> is silent in these words.</p>	<p>Sound 3: /ŋ/</p> <p>Common letters: ng: wing, triangle, finishing</p> <p>Other letters: nk: bank, junky, Franklin</p>
--	--	---